


New addition to the Ancon® range

Ancon Thermal Breaks

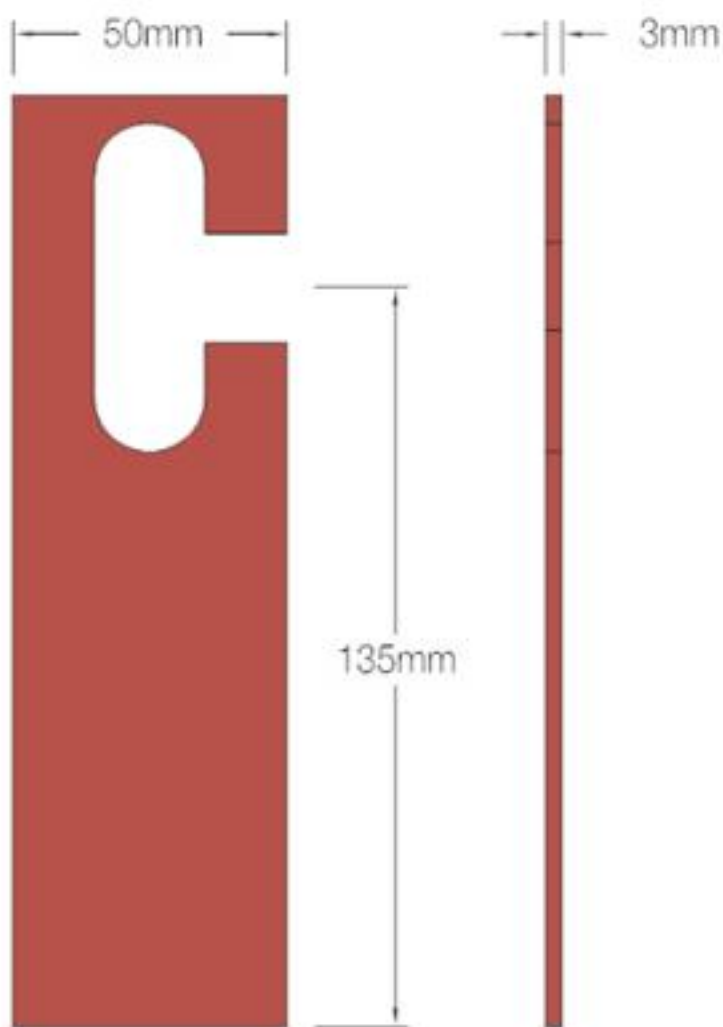


Masonry support systems from Ancon can now be supplied with Thermal Breaks to minimise heat loss through cold bridging, and improve the energy efficiency of your building project.

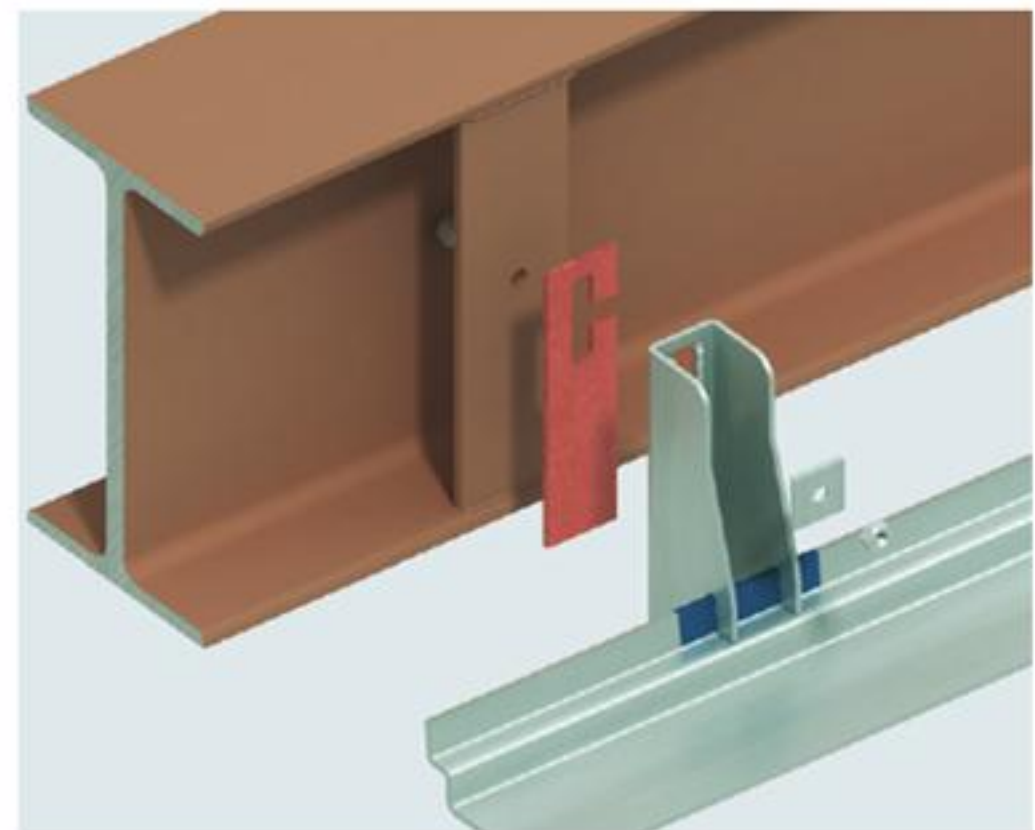
Shaped like a standard Ancon key-hole shim, these Thermal Breaks are designed to locate quickly and easily between the support bracket and the structural frame. They are manufactured from a durable fibre-reinforced thermoset plastic, which has a thermal conductivity of just 0.3W/mK*.

Ancon Thermal Breaks

- ✓ Low thermal conductivity
- ✓ High compressive strength
- ✓ Water- and flame-resistant
- ✓ Easy to install
- ✓ Available ex-stock



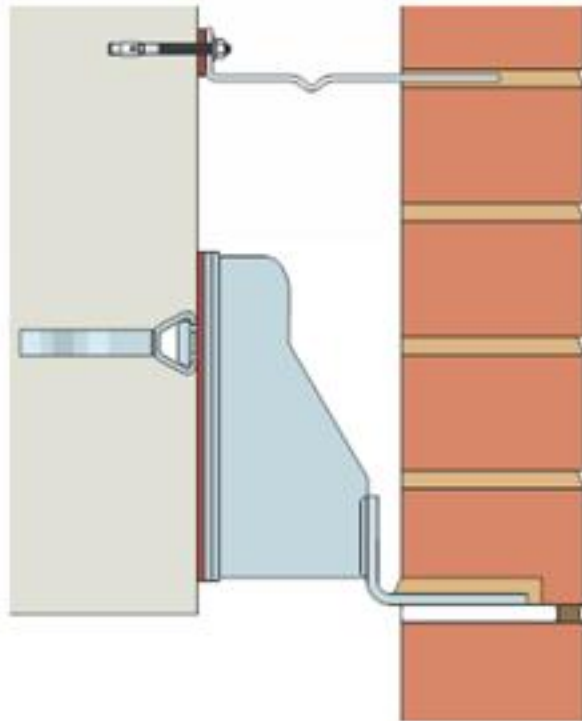
Ancon Thermal Break, ref. BK03



* For comparative purposes, stainless steel and carbon/galvanised steel have a thermal conductivity of 17W/mK and 50W/mK respectively.



Ancon Thermal Breaks



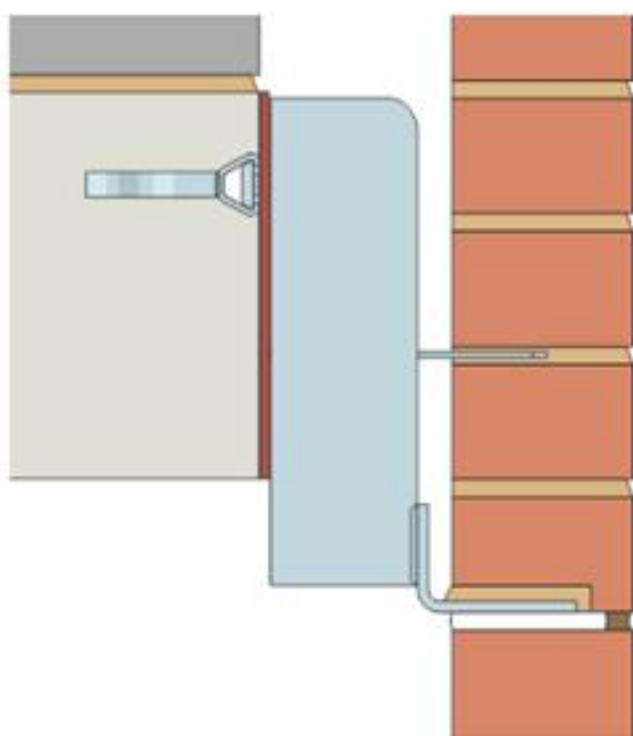
Ancon Thermal Breaks can be used singularly or as part of a shim pack. When used in conjunction with stainless steel shims, the Thermal Break should be located against the structure. Care should be taken not to exceed the maximum shimming allowance.

Specifying and Ordering

The standard Ancon Thermal Break, as illustrated overleaf, can be ordered using the product code 'BK03-135'. This product is suitable for standard AnconOptima support brackets and most Ancon MDC-type brackets.

Thermal Breaks can be specified with a support system using the suffix 'BK03':

MDC / Cavity / Masonry Load / Projection / Thermal Break
e.g. MDC / 75 / 8.2 / P75 / BK03



Non-standard Thermal Breaks can be designed to suit any Ancon support system. Contact the Technical Services Team for more information.



Maximum Shimming Allowance

The maximum thickness of shims should not exceed the outside diameter of the fixing or 16mm, whichever is less. The 3mm thickness of an Ancon Thermal Break should be taken into account when calculating the maximum shimming allowance for a system.

Installation Guidance

Ancon Thermal Breaks should extend to the bottom of the bracket, except where the bracket projects below the frame in which case the thermal break should stop at the frame.

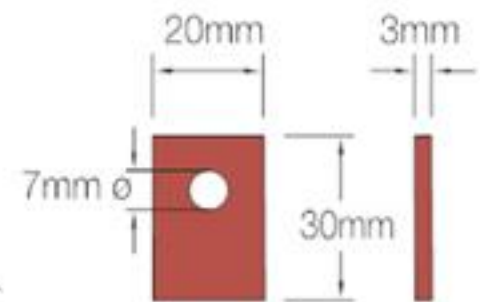
Gloves should be worn when handling and installing these products. All contact surfaces should be flat and free from debris.

Bi-Metallic Corrosion

Bi-metallic corrosion may occur where a stainless steel support system is bolted directly to a structural steel frame. This will not affect the stainless steel, but could slightly increase the corrosion rate of the carbon steel. Ancon Thermal Breaks can be used to isolate dissimilar metals and prevent bi-metallic corrosion.

Also available from Ancon

- Thermal breaks for use with frame cramps e.g. SDB
- Low thermal conductivity cavity wall ties e.g. TeploTie
- Non-standard thermal breaks for any application, machined to order



Frame Cramp Thermal Break
e.g. SDB/BK



Ancon Building Products

President Way, President Park, Sheffield S4 7UR, United Kingdom
Tel: +44 (0) 114 275 5224 Fax: +44 (0) 114 276 8543
Email: info@ancon.co.uk Visit: www.ancon.co.uk