




# Amwell

Washrooms from concept to completion

Uniclass L2226
C/S/B
(22,3)   X
June 2008

## School washrooms





# Concept to completion

Amwell is different. We offer a unique combination of distinctive, original washroom products. Plus a service that can take your project from drawing board to final installation.

We call it washrooms from concept to completion.

## Contents

### Children's cubicle ranges 02-05

Playtime	02-03
Acorn	04
Splash Bubbles	05

### Aqua ranges 06-08

Aqualine changing cubicles	06-07
Aquabench and Aquasafe lockers	08

### Adult cubicle ranges 09-12

Splash	09
Linea	10
Impact	11
Axis	12

### Vanities, Duct panelling and Accessories 13



# School washrooms

Bright and innovative, a safe range of washrooms for all ages and a service that provides peace of mind.



## Supply and install

We have worked with Schools for over 25 years and understand the demands. As a result we have developed a range of safe, easily cleaned, reliable washrooms and a service offer to support you and provide you with total peace of mind.

It starts at the specification stage - our Area Managers will advise you on the most suitable products and will come to you on site or at your premises. Our friendly internal sales team will provide you with colour or product samples and give you general guidance at anytime.

Once you have chosen your washroom and decided on your service option we will supply a detailed quotation. Our Estimators are happy to discuss with you any alternatives to your product selection to help you meet your project budget.

This is the foundation of our service now all you have to decide is which service option suits you best!

Let our qualified fitters do the hard work for you.

Every one of our products is bespoke manufactured and with our expert supply and install service your washroom is installed by CSCS registered tradesmen with many years experience.

From start to finish every project has it's own dedicated team of Contracts Manager, CAD Draughtsman and Quantity Surveyor to oversee the process. A Health and Safety Officer is also part of the team.



## Supply only

Choose our supply only service and a dedicated Project Manager will oversee your project from order to delivery.

Starting with working drawings for approval, each washroom is bespoke manufactured and delivered to site ready to install.

Our easy to use and detailed installation instructions are provided and full technical assistance is always available. Operations and maintenance manuals are supplied on completion and our excellent after sales service is on hand should you need it.

**Whether choosing our Supply only or Supply and install service you can specify our washrooms with confidence.**

Encourage children to get involved with the fantastic 'Go create' area on our website  
[www.amwell-systems.com](http://www.amwell-systems.com)

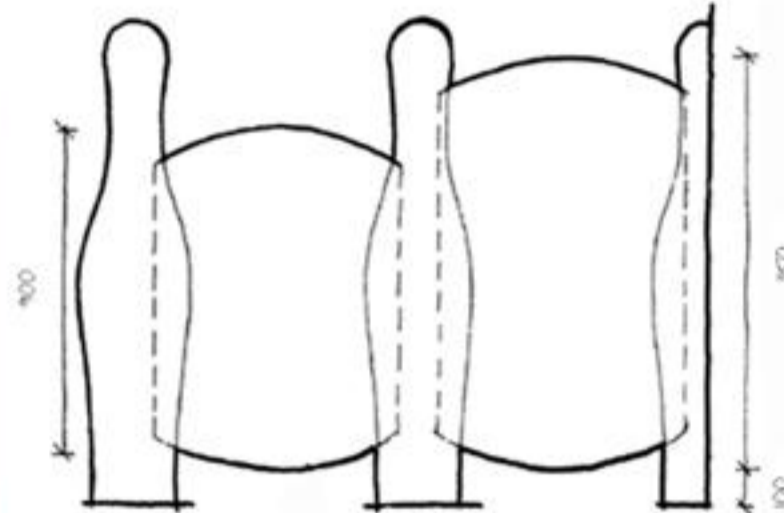


# Playtime

Lively and different, one cubicle with two options, Skittles with rounded door or Arches with curved top door.



Playtime with Mercury Skittles pilasters and Apricot rounded doors

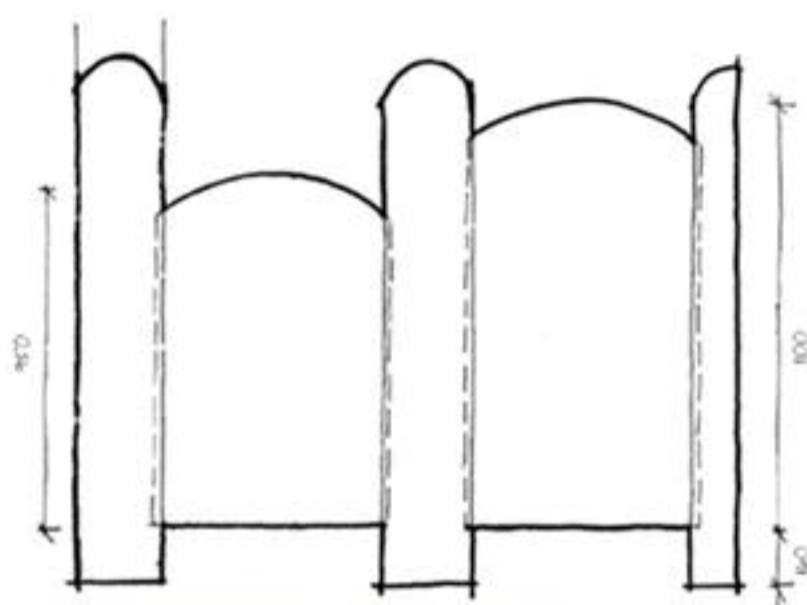


Two door and division heights



Playtime with Flame Skittles pilasters and Ladybirds print rounded doors





Two door and division heights




Playtime with Fuchsia Arches pilasters and Dinosaurs print curved top doors

Playtime should be fun, and Playtime with Skittles pilasters and complementary rounded door is certainly that. Alternatively choose Arches, the rounded top and radiused pilasters complemented by the same soft profile curve to the doors and an amazing washroom design opportunity unfolds.

A choice of two door and division heights makes Playtime an ideal solution for both Pre-school and Infant Schools. Safe and hygienic with a range of 50 panel colours, 3 fun laminate designs and 6 fitting colours all to choose from.

### Playtime features:

- Free-standing sturdy design ensuring rigidity
- Choice of materials: MFC, HPL or SGL
- Anti finger trap hinge
- Inward or outward opening doors
- Choice of magnetic catch or indicator bolt



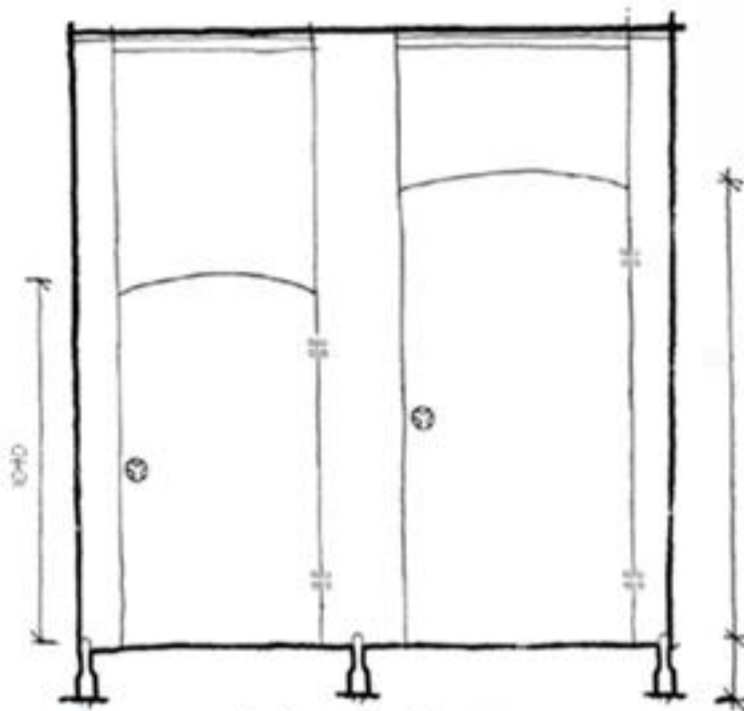
A choice of three vibrant and engaging laminate print designs for cubicle doors and vanity under panels to make children's washrooms come alive

\*HPL only  
\*\*SGL only



# Acorn

Versatile and practical, a washroom solution that looks great and works hard.



Suggested door heights

Acorn is the classic children's washroom with gently radiused doors and sweeping divisions in 50 colours. Available in various heights to suit requirements Acorn features strong aluminium headrail and fittings plus 3 fun laminate designs.

## Acorn features:

- Classic design with rigid aluminium headrail
- Choice of materials: MFC, HPL or SGL
- Anti finger trap hinge
- Inward or outward opening doors
- Choice of magnetic catch or indicator bolt



Acorn with a combination of Flame and Aqua pilasters and Sunrise doors



# Splash

Create a Secondary School washroom that is bubbling with fun, but strong enough to withstand the worst.



Pedestal leg

Our new 'Bubbles\*' print design works brilliantly with Splash and Splash works brilliantly in Schools.

For more details see page 09.

## Splash features:

- Robust water and vandal resistant material
- Ideal for high traffic areas
- Structural headrail and through fixed hinges for ultimate durability
- Standard height 2100mm or floor to ceiling option



Splash with Bubbles\* print and Midnight pilasters. Reverse of Bubbles\* door is standard in Linen AM116. \*SGL only



# Aqua ranges

## The complete sports and leisure offer

Our Aqua range has been designed to provide Schools and Leisure facilities with products that offer maximum flexibility and high performance.

### Aqualine

A rigid framed construction, pre-treated and polyester powder coated for a durable finish in a choice of 6 colours. The 13mm SGL panels are through-fixed and fully water and impact resistant, available in a choice of 50 colours. We offer a range of cubicle configurations from free-standing to walk-through.

### Aquabench

There are nine seating styles comprising floor-mounted, cantilever and self supporting. All corrosion resistant aluminium frames are pre-treated and polyester powder coated for maximum durability. The seating is available in SGL and hardwood.

### Aquasafe

A completely flexible locker system made from polyester powder coated aluminium uprights at each corner connected by sheets of 6mm white SGL uprights to form the body. The 13mm SGL doors have a choice of 50 colours. A range of locker styles and locking mechanisms are available. All designed to suit any School or Leisure environment.



# Aqualine

Designed for Sport and Leisure.

## Framework and cover rose colour choice



Pure White  
RAL9010



Chrome Yellow  
RAL1006



Pastel Blue  
RAL5012



Light Grey  
RAL7035



Mid Grey  
RAL7040



Jet Black  
RAL9005

Actual finish to product framework is 30% gloss

## Aqualine features:

- Total flexible choice of changing room configurations
- Tough, rigid aluminium frame
- Anti finger trap hinges
- 13mm SGL panels
- Standard height 2000mm



Aqualine in Apricot with Pure White (RAL 9010) framework



# Aquabench and Aquasafe

High performance flexible benching and locker systems.

## Aquabench features:

- Made to measure
- Choice of flexible styles and seating options
- All exposed edges and corners radiused for safety

## Aquasafe features:

- Complete size and configuration flexibility
- Compatible with Aquabench seating
- Waterproof SGL doors and carcass





# Splash

Durable, versatile and designed to perform in wet or dry environments.



Splash shower option

Splash is made for wear and tear and ideal for Senior School environments. Manufactured from robust SGL, Splash features through-fixed polished aluminium hardware for maximum durability.

## Splash features:

- Robust water and vandal resistant material
- Ideal for high traffic areas
- Structural headrail and through fixed hinges for ultimate durability
- Standard height 2100mm or floor to ceiling option



Splash with Aqua doors, Meadow pilasters and matching lockers



# Linea

The hardworking washroom for smart environments.

Linea's fluted pilaster and headrail combine style and strength. Choose 13mm SGL and Linea can be specified as a washroom, changing room or shower room, all applications will deliver long lasting performance – ideal for smart, Senior School environments.

## Linea features:

- Doors and divisions in a choice of materials
- Fluted pilasters and headrail polyester coated for durability
- Versatile to suit all requirements



Linea with Avocado doors and Dark Grey pilasters



# Impact

Attractive and practical, a great value washroom for all dry areas.

With a choice of 50 colours, Impact delivers a real visual punch on a budget. The two pilaster options are complemented by architectural polished aluminium fittings, delivering a robust cubicle that does not compromise on quality.

## Impact features:

- A competitively priced robust cubicle
- HPL doors and divisions
- Two pilaster options - square edged or post formed
- Standard height 2100mm



Impact with Vellum doors, Charcoal pilasters and Meadow duct panelling



# Axis

Where budget is the dominant factor,  
Axis is the answer.

Axis delivers style and lasting performance on a budget. Available in 50 colours and constructed from 19mm moisture resistant MFC. Axis is a practical solution for dry areas where cost is key.

## Axis features:

- Economical and stylish
- Polished aluminium fittings
- Optional HPL postformed pilasters
- Standard height 2100mm



Axis with Honeydew doors and Pewter pilasters



# Vanities, Duct panelling and Accessories

## Vanities

Durable and flexible, laminate vanity units come in a choice of styles and 50 colours

## Duct panelling

Versatile and practical, close-fitting and tailor made, our ducting creates the perfect finish to any washroom

## Accessories

Practical and attractive, a wide range of products to complete every washroom



Ducting



Solid grade laminate



Accessories



High pressure laminate



**We are here to advise on everything  
from concept to completion.**

**01763 276200**

**[www.amwell-systems.com](http://www.amwell-systems.com)**

**Amwell Systems Ltd  
Buntingford Business Park  
Baldock Road  
Buntingford  
Herts SG9 9ER  
England**

**T +44 (0)1763 276200  
F +44 (0)1763 276222  
[contact@amwell-systems.com](mailto:contact@amwell-systems.com)**

**Amwell reserves the right to alter or change specifications without any notice.  
Colours reproduced in this brochure are only as accurate as the printing process allows.**